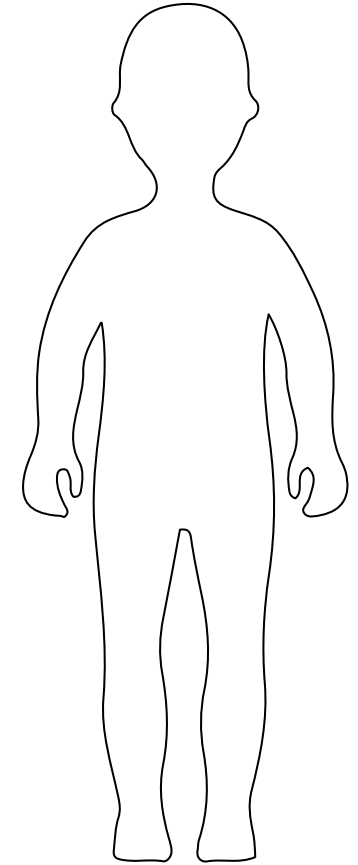
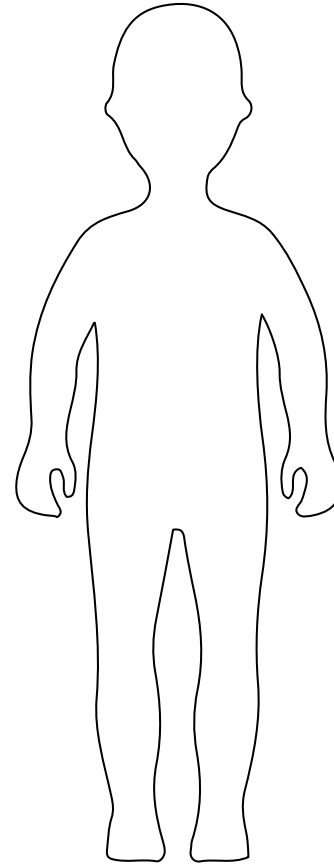
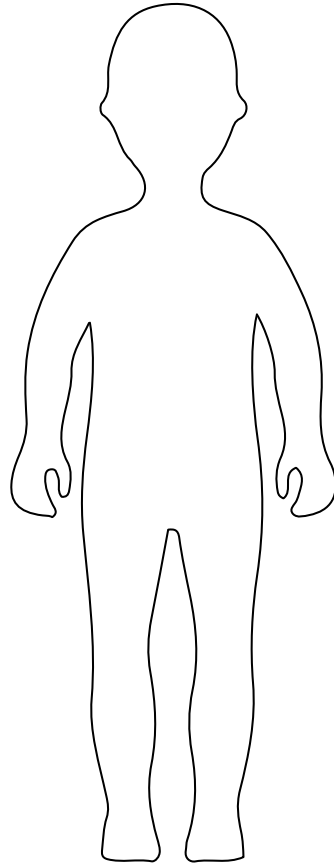
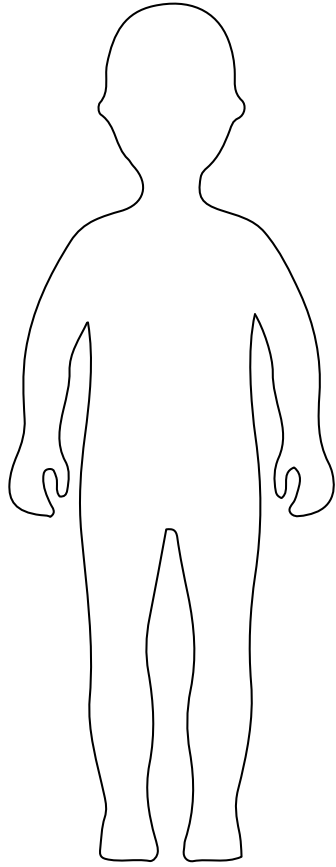


# MY BODY SENSATIONS



Adventures on the Inside  
My Body Sensations Worksheet  
Y3 - W2

**What to do:** Think of a body sensation. For example a 'swirly tummy'. Using one of the people outlines, draw and colour in what that body sensation would look like inside and write the word to describe it below. You have four spaces so you could do this four times.

**Get Creative!** Think of how you can show each body sensation. Maybe using swirls and lines? Think about where you feel that sensation and focus the drawing there. For example a funny tummy, I might focus on the tummy area and draw lots of swirly lines.

